

Global Market Snapshot

January 2024



**THINK GLOBAL EQUITY
THINK MOTILAL OSWAL**

MOTILAL OSWAL
MUTUAL FUND

**INDEX
FUNDS**

Indian Market Update

Index	31-Jan-24	Change (%)			
		1M	3M	6M	1Y
Equity – Size					
Nifty 50	21,725.7	-0.03%	13.87%	9.98%	23.01%
Nifty Next 50	55,299.3	3.66%	25.63%	22.11%	41.07%
Nifty Midcap 150	17,884.7	4.73%	22.78%	26.48%	54.22%
Nifty Smallcap 250	15,063.5	7.28%	25.28%	32.66%	62.64%
Nifty Microcap 250	20,501.0	9.89%	26.80%	41.94%	88.72%
Nifty 500	19,802.1	1.92%	17.86%	16.08%	32.58%
Equity – Sector / Industry					
Auto	19,227.2	3.27%	20.80%	22.40%	44.31%
Bank	45,996.8	-4.75%	7.35%	0.76%	13.14%
Consumer Durables	31,471.7	1.09%	12.15%	14.83%	30.32%
Energy	36,748.0	9.80%	37.20%	36.85%	54.97%
FMCG	55,071.4	-3.36%	7.43%	4.63%	23.88%
Healthcare	11,421.9	7.37%	23.40%	19.43%	45.65%
IT	36,638.4	3.16%	19.80%	22.42%	23.19%
Metal	7,973.1	-0.06%	23.57%	17.98%	23.26%
Realty	856.2	9.34%	41.99%	51.07%	108.04%
Equity – Strategy / Factor					
Momentum	29,048.5	6.20%	29.79%	30.40%	56.09%
Low Volatility#	1,645.5	3.74%	19.41%	17.84%	35.07%
Quality#	1,632.9	4.70%	25.54%	23.94%	36.61%
Enhanced Value#	814.7	8.73%	37.09%	43.64%	65.48%
Fixed Income					
Nifty 5 yr Benchmark G-Sec*	5,497.0	0.74%	2.97%	4.08%	7.99%
Nifty 10 yr Benchmark G-Sec*	2,251.0	0.82%	3.21%	3.53%	8.51%
Nifty Liquid*	4,406.0	0.61%	1.83%	3.60%	7.24%
Nifty Short Duration Debt*	5,196.8	0.61%	1.95%	3.42%	7.40%

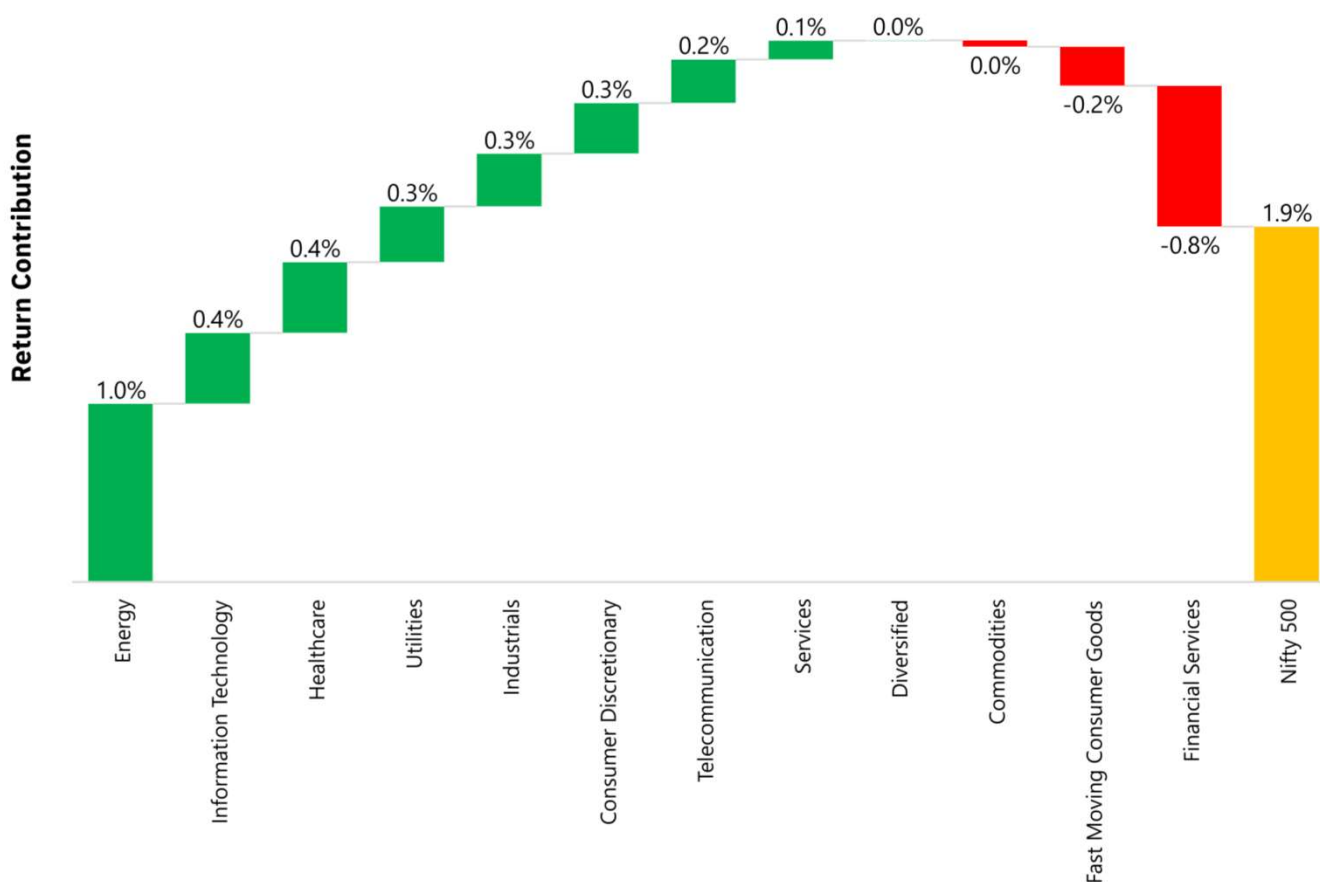
Source/Disclaimer: *Fixed income returns are absolute; Duration of Nifty Liquid Index is 0.07 years. #S&P BSE index used, all other indices are from NSE. Index values – niftyindices.com, AceMF, AMFI. All performance data in INR. Performance results may have many inherent limitations and no representation is being made that any investor will, or is likely to achieve the performance similar to that shown. Past performance may or may not be sustained in future. The above table is used to explain the concept and is for illustration purpose only. It should not be used for development or implementation of any investment strategy.

Indian Market Update

Quick Take

- In January 2024, the Indian stock markets remained flat, as evidenced by a slight decline of 0.03% in the Nifty 50 index. The Nifty Microcap 250 emerged as the best performing index with an impressive growth of 9.9%.
- Building on last month's positive trend, the energy sector once again took the lead with a robust 9.8% increase. The bank index experienced a notable downturn and was the worst performer with a substantial decline of 4.8%.
- All the factor-based investment strategies delivered positive returns. Once again, the Value factor led the way, experiencing the highest increase at 8.7% for the month, followed closely by the Momentum factor with a gain of 6.2%.
- Contrary to the previous month where it held the highest contribution, the Financial Services sector turned into the worst contributor, negatively impacting the overall returns of the Nifty 500 index by 0.8%.

Return contribution by sector – Nifty 500 Index (Jan-24)



Source/Disclaimer: Return contribution by sector calculated on the basis of monthly index portfolio. Macro Economic Sectors as per AMFI Industry Classification for Nifty 500. Performance results may have many inherent limitations and no representation is being made that any investor will, or is likely to achieve the performance similar to that shown. Past performance may or may not be sustained in future. The above graph is used to explain the concept and is for illustration purpose only. It should not be used for development or implementation of any investment strategy.

Global Market Update

Index	31-Jan-24	Change (%)			
		1M	3M	6M	1Y
Equity – US					
S&P 500 (\$)	4,845.7	1.59%	15.54%	5.59%	18.86%
NASDAQ 100 (\$)	17,137.2	1.85%	18.93%	8.76%	41.61%
Dow Jones Industrial Average (\$)	38,150.3	1.22%	15.86%	7.29%	11.92%
Equity – Emerging Markets					
MSCI EM Top 100 Select (\$)	1,587.5	-6.58%	4.21%	-11.18%	-11.08%
China* (\$)	49.6	-10.63%	-10.77%	-24.56%	-30.65%
Taiwan* (\$)	630.7	-1.27%	17.66%	5.79%	11.21%
Korea* (\$)	460.0	-9.99%	11.05%	-9.67%	-2.55%
Brazil* (\$)	1,692.8	-5.95%	13.18%	-1.26%	8.82%
South Africa* (\$)	390.7	-5.77%	7.97%	-11.50%	-11.39%
Equity – Developed Markets					
MSCI EAFE Top 100 Select (\$)	1,751.4	1.78%	15.72%	2.98%	7.70%
United Kingdom * (\$)	1,160.3	-1.39%	9.29%	-1.49%	1.44%
Japan * (\$)	3,868.8	4.61%	18.35%	7.13%	16.06%
France * (\$)	2,469.4	-0.03%	14.43%	0.14%	6.81%
Switzerland * (\$)	7,343.1	-0.31%	15.08%	0.19%	6.49%
Germany * (\$)	2,156.8	-0.96%	17.17%	0.25%	5.66%
Commodities / Forex					
WTI Crude Oil (\$ / barrel)	76.2	6.29%	-6.00%	-6.89%	-3.44%
Gold (\$ / ounce)	2,053.3	-1.21%	2.82%	4.19%	6.72%
Silver (\$ / ounce)	23.1	-2.94%	-0.47%	-5.19%	0.41%
USD / INR	83.0	-0.20%	-0.26%	0.97%	1.36%
Cryptocurrencies					
Bitcoin (\$)	42,548.0	0.61%	22.77%	45.56%	86.35%
Ethereum (\$)	2,281.6	0.02%	25.70%	22.93%	45.58%

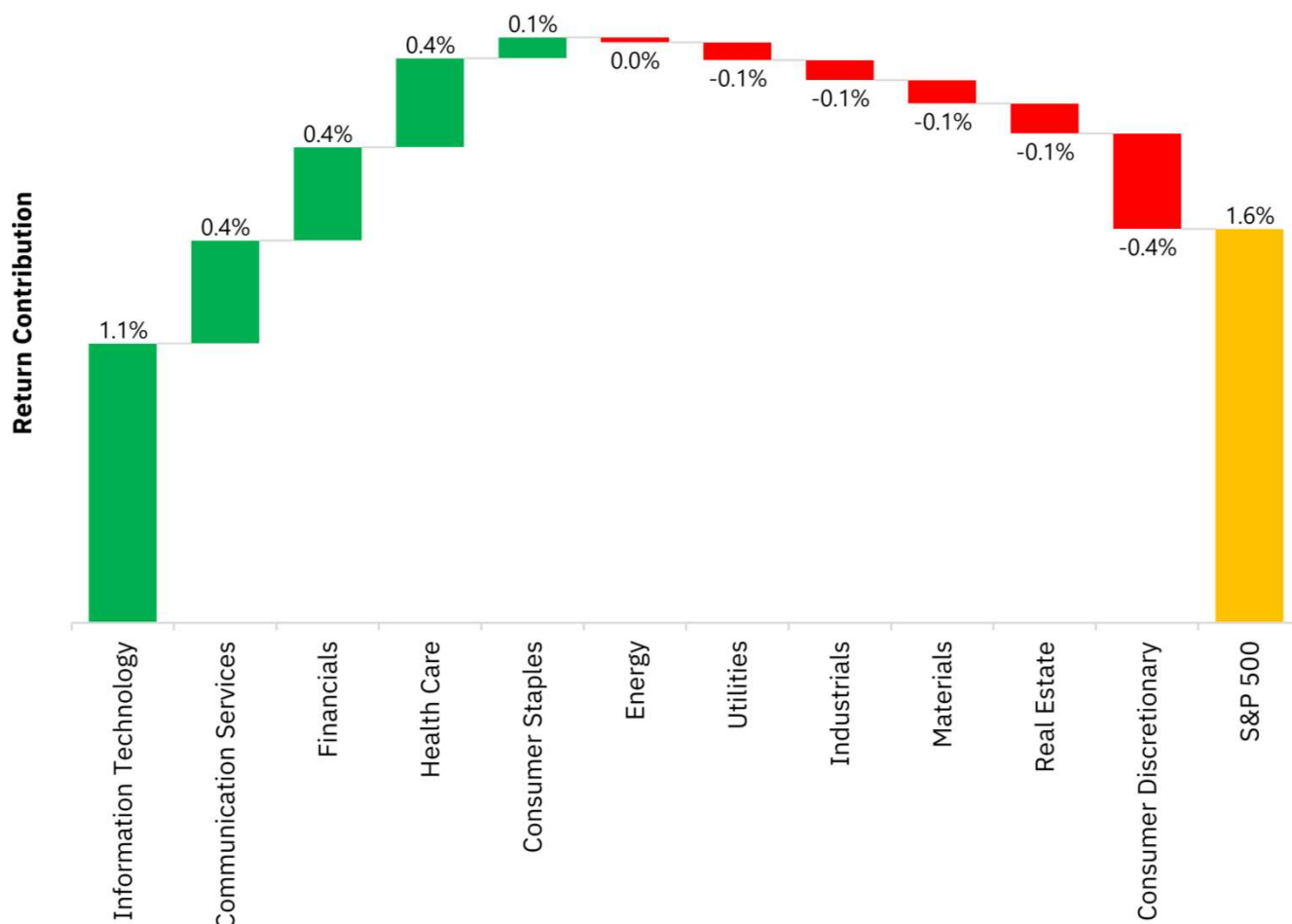
Source/Disclaimer: *MSCI country indices used. Index values – Factset, Yahoo Finance. All performance data in USD. Performance results may have many inherent limitations and no representation is being made that any investor will, or is likely to achieve the performance similar to that shown. Past performance may or may not be sustained in future. The above table is used to explain the concept and is for illustration purpose only. It should not be used for development or implementation of any investment strategy.

Global Market Update

Quick Take

- In the US, S&P 500 and NASDAQ 100 both experienced a 1.6% and 1.9% gains respectively in January 2024 with the Information Technology sector once again being the largest contributor to the S&P 500's rise.
- All the emerging markets indices saw negative performance, with China being the worst performer at 10.6%. As far as developed markets are concerned, Japan emerged as the best performer at 4.6%.
- Crude oil prices has started picking up again and rose by 6.3% during January due to Red Sea tensions, reduction in US oil inventories and geopolitical tensions in the Middle East.
- Gold & Silver prices witnessed a fall of 1.2% and 2.9% respectively. Cryptocurrencies like Bitcoin and Ethereum ended on a flat note.

Return contribution by sector – S&P 500 Index (Jan-24)



Source/Disclaimer: MOAMC. Return contribution by sector calculated on the basis of monthly index portfolio. Global Industry Classification Standard (GICS) by MSCI & S&P Dow Jones Indices for S&P 500. Performance results may have many inherent limitations and no representation is being made that any investor will, or is likely to achieve the performance similar to that shown. Past performance may or may not be sustained in future. The above graph is used to explain the concept and is for illustration purpose only. It should not be used for development or implementation of any investment strategy.

Economic Indicators

Indicators	31-Jan-24			
		1M	3M	6M
India				
CPI Inflation (%), 31 Dec 23 [^]	5.69%	5.55%	5.02%	4.81%
Repo rate (%)	6.50%	6.50%	6.50%	6.50%
TREPS (Overnight)	6.70%	6.49%	6.76%	6.40%
10-year Yield (%)	7.14%	7.19%	7.35%	7.17%
PMI - Composite	61.00	58.50	58.40	61.90
FII Flows (₹ Cr)	-6,593	84,537	-17,875	47,977
DII Flows (₹ Cr)	1,072	9,807	12,414	10,779
GST Collections (₹ Cr)	1,72,129	1,64,882	1,72,003	1,65,105
Unemployment (%)	7.20%	8.50%	10.09%	7.90%
United States				
CPI Inflation (%), 31 Dec 23 [^]	3.40%	3.10%	3.70%	3.00%
Target Fed Funds rate (%)	5.50%	5.50%	5.50%	5.50%
10-year Yield (%)	3.95%	3.88%	4.90%	3.95%
US PMI - Composite	52.3	51.0	50.7	52.0
US Tax Receipts (\$ Bn), 31 Dec 23 [^]	429	275	467	418
Unemployment (%), 31 Dec 23 [^]	3.70%	3.70%	3.80%	3.60%

Source/Disclaimer: Factset, RBI, MOSPI, GST Council, IHS Markit, CMIE, NYFED, US BLS, US Treasury, SEBI, CDSL. Data as of latest available. Performance results may have many inherent limitations and no representation is being made that any investor will, or is likely to achieve the performance similar to that shown. Past performance may or may not be sustained in future. The above table/graph is used to explain the concept and is for illustration purpose only. It should not be used for development or implementation of any investment strategy. [^] Data shown is as of last month due to delay in publication by source.

Quick Take

- India's retail inflation has risen to a four month high at 5.7% in December, mainly due to sharp rise in food inflation. However, it is still within RBI's tolerance band of 2 – 6%.
- GST collections in the month of January stood at Rs 1.7 lakh crores, second highest ever. Notably, this is the eleventh time in a row that it has breached Rs 1.5 lakh crores mark.
- At the recent FOMC meeting, the Federal Reserve has maintained the status quo, keeping interest rates unchanged at 5.5%, showing confidence in the US economy.
- FIIs have been net sellers at Rs. 6,593 crores across equity & debt segments. Furthermore, equity outflows stood at Rs. 25,743 crores. Rising US bond yields may have led the FII's selling.

Motilal Oswal Passive Fund Offerings

Invest across market segments through our Passive Funds

Motilal Oswal	Category	Name of the scheme
Index Funds Domestic Offering	Multicap	Motilal Oswal Nifty 500 Index Fund
	Large	Motilal Oswal Nifty 50 Index Fund
		Motilal Oswal Nifty Next 50 Index Fund
	Midcap	Motilal Oswal Nifty Midcap 150 Index Fund
	Smallcap	Motilal Oswal Nifty Smallcap 250 Index Fund
	Microcap	Motilal Oswal Nifty Microcap 250 Index Fund
	Sector	Motilal Oswal Nifty Bank Index Fund
Motilal Oswal S&P BSE Financials ex bank 30 Index Fund		
Index Funds and FoFs Fixed Income Offering	G-Sec	Motilal Oswal Nifty 5 Year G-Sec Fund of Fund
Index Funds and FoFs Asset Allocation Offering	Multi Asset	Motilal Oswal Asset Allocation Passive Fund of Fund - Aggressive
		Motilal Oswal Asset Allocation Passive Fund of Fund - Conservative
Index Funds and FoFs International Offering	US	Motilal Oswal S&P 500 Index Fund
		Motilal Oswal NASDAQ 100 Fund of Fund
	Developed Markets	Motilal Oswal MSCI EAFE Top 100 Select Index Fund
		Motilal Oswal S&P Developed Ex-US Fund of Fund
ETF Offering	Domestic	Motilal Oswal Nifty 50 ETF
		Motilal Oswal Midcap 100 ETF
		Motilal Oswal Nifty 500 ETF
		Motilal Oswal S&P BSE Healthcare ETF
	Debt	Motilal Oswal 5 Year G-Sec ETF
	International	Motilal Oswal NASDAQ 100 ETF
		Motilal Oswal Nasdaq Q 50 ETF
	Factor	Motilal Oswal Nifty 200 Momentum 30 ETF
		Motilal Oswal S&P BSE Low Volatility ETF
		Motilal Oswal S&P BSE Quality ETF
Motilal Oswal S&P BSE Enhanced Value ETF		
Factor Index Fund Offering	Factor	Motilal Oswal Nifty 200 Momentum 30 Index Fund
		Motilal Oswal S&P BSE Low Volatility Index Fund
		Motilal Oswal S&P BSE Quality Index Fund
		Motilal Oswal S&P BSE Enhanced Value Index
Index Funds and FoFs Commodities Offering	Metals	Motilal Oswal Gold and Silver ETFs Fund of Funds






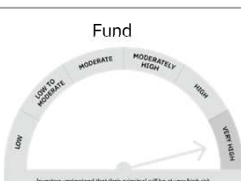

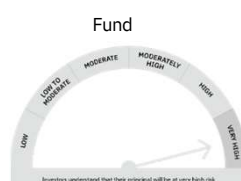
To know more about Motilal Mutual Fund -



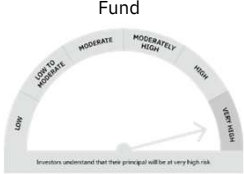


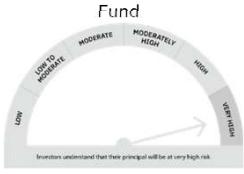

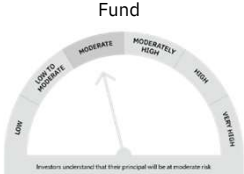

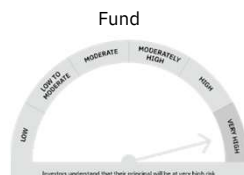
Social media links-




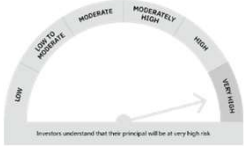
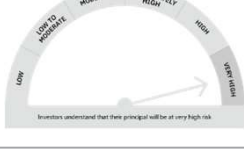
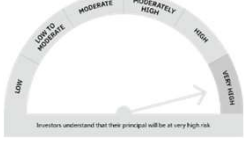
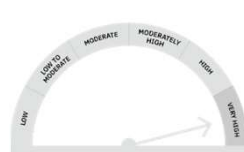
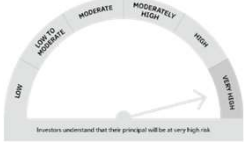
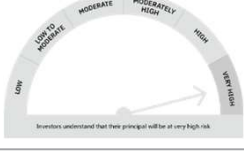
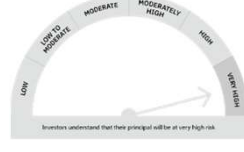
Product Suitability

Name of the scheme	This product is suitable for investors who are seeking*	Scheme Riskometer
Motilal Oswal Nifty 50 Index Fund (An open ended scheme replicating / tracking Nifty 50 Total Return Index)	<ul style="list-style-type: none"> • Long term capital growth • Return that corresponds to the performance of the Nifty 50 Total Return Index, subject to tracking error • Investment in securities constituting Nifty 50 Total Return Index 	
Motilal Oswal Nifty Next 50 Index Fund (An open ended scheme replicating / tracking Nifty Next 50 Total Return Index)	<ul style="list-style-type: none"> • Return that corresponds to the performance of Nifty Next 50 Total Return Index subject to tracking error • Investment in securities constituting of Nifty Next 50 Index • Long term capital growth 	
Motilal Oswal Nifty Midcap 150 Index Fund (An open ended scheme replicating / tracking Nifty Midcap 150 Total Return Index)	<ul style="list-style-type: none"> • Return that corresponds to the performance of Nifty Midcap 150 Total Return Index subject to tracking error • Investment in securities constituting Nifty Midcap 150 Index • Long term capital growth 	
Motilal Oswal Nifty Smallcap 250 Index Fund (An open ended scheme replicating / tracking Nifty Smallcap 250 Total Return Index)	<ul style="list-style-type: none"> • Return that corresponds to the performance of Nifty Small cap 250 Total Return Index subject to tracking error • Investment in securities constituting Nifty Small cap 250 Index • Long term capital growth 	
Motilal Oswal Nifty 500 Index Fund (formerly known as Motilal Oswal Nifty 500 Fund) (An open ended scheme replicating / tracking Nifty 500 Total Return Index)	<ul style="list-style-type: none"> • Return that corresponds to the performance of Nifty 500 Total Return Index subject to tracking error • Investment in securities constituting Nifty 500 Index • Long term capital growth 	
Motilal Oswal Nifty 50 ETF (Formerly known as Motilal Oswal M50 ETF) (An open ended scheme replicating/tracking Nifty 50 Total Return Index) BSE: 590115, NSE: MOM50	<ul style="list-style-type: none"> • Return that corresponds to the performance of the Nifty 50 Total Return Index subject to tracking error. • Investment in securities constituting Nifty 50 Total Return Index. • Long Term Capital Growth. 	
Motilal Oswal Nifty Midcap 100 ETF (Formerly known as Motilal Oswal Nifty Midcap 100 ETF) (An open ended scheme replicating/tracking Nifty Midcap 100 Total Return Index) BSE: 536960, NSE: MOM100	<ul style="list-style-type: none"> • Return that corresponds to the performance of the Nifty Midcap 100 Total Return Index, subject to tracking error. • Investment in securities constituting of Nifty Midcap 100 Index. • Long term capital growth. 	
Motilal Oswal Nifty Bank Index Fund (An open ended scheme replicating / tracking Nifty Bank Total Return Index)	<ul style="list-style-type: none"> • Return that corresponds to the performance of the Nifty Bank Total Return Index, subject to tracking error • Investment in securities constituting Nifty Bank Index. • Long term capital growth 	

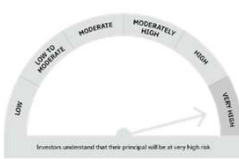
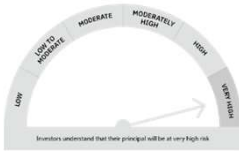
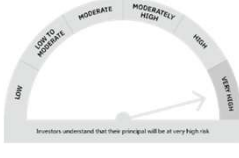
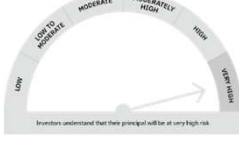
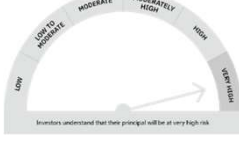

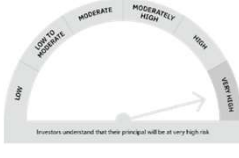
Product Suitability

Name of the scheme	This product is suitable for investors who are seeking*	Scheme Riskometer
<p>Motilal Oswal S&P 500 Index Fund (An open ended scheme replicating / tracking S&P 500 Total Return Index)</p>	<ul style="list-style-type: none"> Return that corresponds to the performance of S&P 500 Total Return Index subject to tracking error Investment in securities constituting S&P 500 Index Long term capital growth 	<p>Fund</p> 
<p>Motilal Oswal NASDAQ 100 ETF (An open ended scheme replicating/tracking NASDAQ-100 Total Return Index) BSE: 533385, NSE: MOFN100)</p>	<ul style="list-style-type: none"> Return that corresponds to the performance of the NASDAQ-100 Total Returns Index, subject to tracking error Investment in securities constituting of NASDAQ-100 Index 	<p>Fund</p> 
<p>Motilal Oswal NASDAQ 100 Fund of Fund (An open ended fund of fund scheme investing in Motilal Oswal Nasdaq 100 ETF)</p>	<ul style="list-style-type: none"> Return that corresponds to the performance of the NASDAQ-100 Total Returns Index, subject to tracking error Investment in units of Motilal Oswal Nasdaq 100 ETF 	<p>Fund</p> 
<p>Motilal Oswal Asset Allocation Passive Fund of Fund – Aggressive (An open ended fund of funds scheme investing in passive funds)</p>	<ul style="list-style-type: none"> To generate long term growth/capital appreciation by offering asset allocation. Investment solution that predominantly invests in passive funds such as ETF/Index Funds of equity and equity related instruments (domestic as well as international), fixed income and Gold. 	<p>Fund</p> 
<p>Motilal Oswal Asset Allocation Passive Fund of Fund – Conservative (An open ended fund of funds scheme investing in passive funds)</p>	<ul style="list-style-type: none"> To generate long term growth/capital appreciation by offering asset allocation. Investment solution that predominantly invests in passive funds such as ETF/Index Funds of equity and equity related instruments (domestic as well as international), fixed income and Gold 	<p>Fund</p> 
<p>Motilal Oswal Nifty 5 YR Benchmark G Sec ETF (An open ended scheme replicating/tracking Nifty 5 yr Benchmark G-Sec Total Return Index) (A-III A relatively low interest rate risk and relatively low credit risk) BSE: 543250, NSE: MOGSEC</p>	<ul style="list-style-type: none"> Return that corresponds to the performance of the Nifty 5 yr Benchmark G – Sec Total Return Total Return Index, subject to tracking error. Investment in securities constituting of Nifty 5 yr Benchmark G-Sec Index. 	<p>Fund</p> 
<p>Motilal Oswal 5 Year G-Sec Fund of Fund (An open ended fund of funds scheme investing in units of Motilal Oswal Nifty 5 YR Benchmark G-Sec ETF) (A-III A relatively low interest rate risk and relatively low credit risk)</p>	<ul style="list-style-type: none"> Long term capital appreciation Return that corresponds to the performance of Motilal Oswal 5 Year G-Sec ETF through investment in its units. 	<p>Fund</p> 
<p>Motilal Oswal MSCI EAFE Top 100 Select Index Fund (An open ended scheme replicating/ tracking MSCI EAFE Top 100 Select Index)</p>	<ul style="list-style-type: none"> Returns that corresponds to the performance of MSCI EAFE Top 100 Select Total Returns Index, subject to tracking error. Long term capital growth. 	<p>Fund</p> 

Product Suitability

Name of the scheme	This product is suitable for investors who are seeking*	Scheme Riskometer
Motilal Oswal NASDAQ Q 50 ETF (An open ended scheme replicating/tracking Nasdaq Q-50 TR Index) BSE: 543437, NSE: MONQ50	<ul style="list-style-type: none"> Return that corresponds to the performance of the NASDAQ Q-50 Total Return Index subject to tracking error and forex movement. Long term capital growth. 	<p>Fund</p>  <p><small>Investors understand that their principal will be at very high risk.</small></p>
Motilal Oswal Nifty 200 Momentum 30 ETF (An open ended fund replicating / tracking the Nifty 200 Momentum 30 Total Return Index (BSE: 543465, NSE: MOMOMENTUM))	<ul style="list-style-type: none"> Return that corresponds to the performance of the Nifty 200 Momentum 30 Total Return Index subject to tracking error. Long term capital growth. 	<p>Fund</p>  <p><small>Investors understand that their principal will be at very high risk.</small></p>
Motilal Oswal Nifty 200 Momentum 30 Index Fund (An open ended fund replicating / tracking the Nifty 200 Momentum 30 Total Return Index)	<ul style="list-style-type: none"> Return that corresponds to the performance of Nifty 200 Momentum 30 Total Return Index subject to tracking error Long term capital growth 	<p>Fund</p>  <p><small>Investors understand that their principal will be at very high risk.</small></p>
Motilal Oswal S&P BSE Low Volatility ETF (An open ended fund replicating / tracking the S&P BSE Low Volatility Total Return Index BSE: 543501, NSE: MOLOWVOL)	<ul style="list-style-type: none"> Return that corresponds to the performance of the S&P BSE Low Volatility Total Return Index subject to tracking error. Long term capital growth. 	<p>Fund</p>  <p><small>Investors understand that their principal will be at very high risk.</small></p>
Motilal Oswal S&P BSE Low Volatility Index Fund (An open ended fund replicating / tracking the S&P BSE Low Volatility Total Return Index)	<ul style="list-style-type: none"> Return that corresponds to the S&P BSE Low Volatility Total Return Index subject to tracking error. Long term capital growth. 	<p>Fund</p>  <p><small>Investors understand that their principal will be at very high risk.</small></p>
Motilal Oswal S&P BSE Financials ex Bank 30 Index Fund (An open ended fund replicating / tracking the S&P BSE Financials ex Bank 30 Total Return Index)	<ul style="list-style-type: none"> Return that corresponds to the performance of S&P BSE Financials ex Bank 30 Total Return Index subject to tracking error. Long term capital growth. 	<p>Fund</p>  <p><small>Investors understand that their principal will be at very high risk.</small></p>
Motilal Oswal S&P BSE Healthcare ETF (An open ended fund replicating / tracking the S&P BSE Healthcare Total Return Index) BSE: 543563, NSE: MOHEALTH	<ul style="list-style-type: none"> Return that corresponds to the performance of S&P BSE Healthcare Total Return Index subject to tracking error. Long term capital growth. 	<p>Fund</p>  <p><small>Investors understand that their principal will be at very high risk.</small></p>
Motilal Oswal S&P BSE Quality ETF (An open ended fund replicating / tracking the S&P BSE Quality Total Return Index) BSE: 543577, NSE: MOQUALITY	<ul style="list-style-type: none"> Return that corresponds to the performance of the S&P BSE Quality Total Return Index subject to tracking error. Long term capital growth. 	<p>Fund</p>  <p><small>Investors understand that their principal will be at very high risk.</small></p>

Product Suitability

Name of the scheme	This product is suitable for investors who are seeking*	Scheme Riskometer
<p>Motilal Oswal S&P BSE Quality Index Fund (An open ended fund replicating / tracking the S&P BSE Quality Total Return Index)</p>	<ul style="list-style-type: none"> Returns that correspond to the performance of the securities as represented by the S&P BSE Quality Total Return Index, subject to tracking error. Long term capital growth. 	<p>Fund</p> 
<p>Motilal Oswal S&P BSE Enhanced Value ETF (An open ended fund replicating / tracking the S&P BSE Enhanced Value Total Return Index) BSE:543576, NSE: MOVALUE</p>	<ul style="list-style-type: none"> Return that corresponds to the performance of S&P BSE Enhanced Value Total Return Index subject to tracking error. Long term capital growth. 	<p>Fund</p> 
<p>Motilal Oswal S&P BSE Enhanced Value Index Fund (An open ended fund replicating / tracking the S&P BSE Enhanced Value Total Return Index)</p>	<ul style="list-style-type: none"> Return that corresponds to the performance of S&P BSE Enhanced Value Total Return Index subject to tracking error. Long term capital growth. 	<p>Fund</p> 
<p>Motilal Oswal Gold and Silver ETFs Fund of Funds (An open ended fund of funds scheme investing in units of gold and silver exchange traded funds)</p>	<ul style="list-style-type: none"> Long term capital appreciation Return that corresponds to the performance of the underlying Schemes of Gold ETF and Silver ETF. 	<p>Fund</p> 
<p>Motilal Oswal Nifty Microcap 250 Index Fund (An open-ended fund replicating / tracking the Nifty Microcap 250 Total Return Index)</p>	<ul style="list-style-type: none"> Return that corresponds to the total returns of the Nifty Microcap 250 Total Return Index, subject to tracking error. Long term capital growth. 	<p>Fund</p> 
<p>Motilal Oswal S&P Developed markets Ex-US FoF (An open-ended fund of funds scheme investing in units of Global ETFs which track the performance of Developed Markets excluding US)</p>	<ul style="list-style-type: none"> Long term capital appreciation. To invest in global ETFs which track the performance of Developed Markets exUS. 	<p>Fund</p> 
<p>Motilal Oswal Nifty 500 ETF (An open ended scheme replicating / tracking Nifty 500 Total Return Index) NSE: MONIFTY500</p>	<ul style="list-style-type: none"> Return that corresponds to the performance of Nifty 500 Total Return Index subject to tracking error. Long term capital growth 	<p>Fund</p> 

*Investors should consult their financial advisors if in doubt about whether the product is suitable for them.

“

Asset allocation eliminates the need to predict the near-term future direction of the financial markets and eliminates the risk of being in the wrong market at the wrong time.

- Richard A. Ferri

”

**THINK GLOBAL EQUITY
THINK MOTILAL OSWAL**



This has been issued on the basis of internal data, publicly available information and other sources believed to be reliable. The information contained in this document is for general purposes only and not a complete disclosure of every material fact. Investors will be bearing the expenses of the fund of funds (FoF) scheme, in addition to the expenses of underlying scheme in which the fund of funds scheme makes investments. The stocks/sectors mentioned herein is for explaining the concept and shall not be construed as an investment advice to any party. The information / data herein alone is not sufficient and shouldn't be used for the development or implementation of an investment strategy. It should not be construed as investment advice to any party. All opinions, figures, estimates and data included in this material are as on date. This content does not warrant the completeness or accuracy of the information and disclaims all liabilities, losses and damages arising out of the use of this information. The statements contained herein may include statements of future expectations and other forward-looking statements that are based on our current views and assumptions and involve known and unknown risks and uncertainties that could cause actual results, performance or events to differ materially from those expressed or implied in such statements. Readers shall be fully responsible/liable for any decision taken on the basis of this article.

Mutual Fund investments are subject to market risks, read all scheme related documents carefully.